



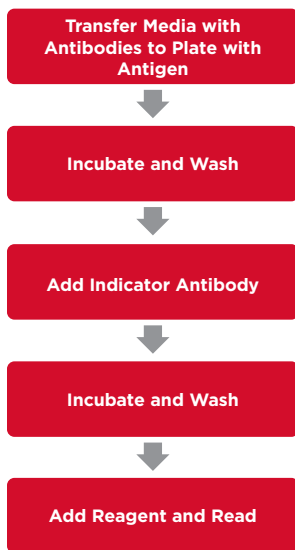
# Cell-Based Assays

One platform to meet your evolving assay needs

Cell Culture is an essential workflow that enables studies to be performed in drug discovery and scientific research. As throughput and the desire to have more rich data early on in the research studies, automation continues to be integral in aiding laboratories manage the seeding, feeding and passaging of cells, that otherwise could be significant time and be error prone.

### Typical Sample Preparation for Absorbance, Fluorescence or Luminescence Assays

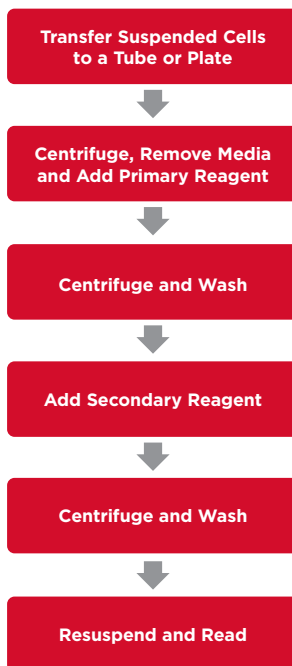
Example assays include: Cell titer, reporter gene assays, ADME and viability.



While absorbance based assays are often add a reagent and read, the above workflow highlights a more complex ELISA process that requires multiple reagent additions.

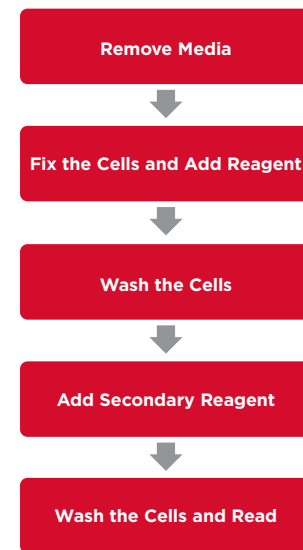
### Typical Sample Preparation for Cytometry

Example assays include: Cell viability, apoptosis, and protein expression studies.




### Typical Sample Preparation for High Content Imaging

Example assays include: Stem cell differentiation and cell signaling.



## Solutions That Meet Your Needs

Minimize the labor intensive, bottleneck in your lab through automation. As your throughput increases, the Biomek automated cell-based assay solutions enable you to obtain results you can rely on, while optimizing your assay workflow and reducing your time at the bench.



**Figure 1.** Have one to several plates to process on a regular basis? The i5 Span 8 or the i5 Multichannel system removes the burden of tedious manual tasks of cell-based assays. The Biomek platform aids in providing reliability for the critical step in your workflow.



**Figure 2.** Standardize your workflow with a complete walk away solution. Modular design creates an adaptable system to automate your broad range of cell based assay workflows while increasing the laboratory's productivity.

Transform your Biomek liquid handler into a complete workflow solution that will optimize the efficiency, consistency, and reliability of your lab's operations. From simple on-deck devices to complete robotic systems, we can develop focused, yet flexible, Biomek-based solutions by integrating Beckman Coulter and third-party instruments.

### Biomek Software: Workflow Intelligence at Every Step

Every time your sample moves, data moves. To streamline and enable peace of mind, the Biomek Software Suite maintains your data integrity and schedule.

At the heart of every Biomek is the software. Biomek software provides users with the confidence to know their samples are being treated consistently every run, and with every liquid transfer, the data from your samples is being stored. The intuitive, drag and drop user interface makes setting up and maintaining your workflows easy. To meet the evolving laboratory needs of workflows, we also offer:

- **SAMI EX:** designed to provide complete automation and process control by creating planned schedules with the benefits of an optimized, predictable static schedule
- **DART (Data Acquisition and Reporting Tool):** gathers data and synthesizes runtime information from Biomek log files to capture each manipulation of the sample during the course of the method
- **SAMI Process Management Software (SPMS):** is a calendar organizational tool that allows the addition, monitoring, and planning of SAMI EX methods and other events as part of user-defined processes
- **PowerPack:** features advanced tools to make programming data-intensive methods easy



Biomek Automated Workstations are not intended or validated for use in the diagnosis of disease or other conditions.

© 2017 Beckman Coulter, Inc. All rights reserved. Beckman Coulter, the stylized logo, and the Beckman Coulter product and service marks mentioned herein are trademarks or registered trademarks of Beckman Coulter, Inc. in the United States and other countries. All other trademarks are the property of their respective owners.

For Beckman Coulter's worldwide office locations and phone numbers, please visit "Contact Us" at [beckman.com](http://beckman.com)

AAG-231001.17