

Increase productivity and accuracy in your cell deposition.

MoFlo™ XDP CyCLONE™

Chemistry
Lab Automation
Information Systems
Molecular Diagnostics
Immunodiagnosics
Centrifugation
Disease Management
Hematology
Hemostasis
Flow Cytometry
Primary Care



Increase productivity with high-speed, high-precision cell deposition into any multiwell plate or slide format you choose.

The CyCLONE Automated Cloner enables accurate cell deposition with the MoFlo XDP high-performance cell sorter.

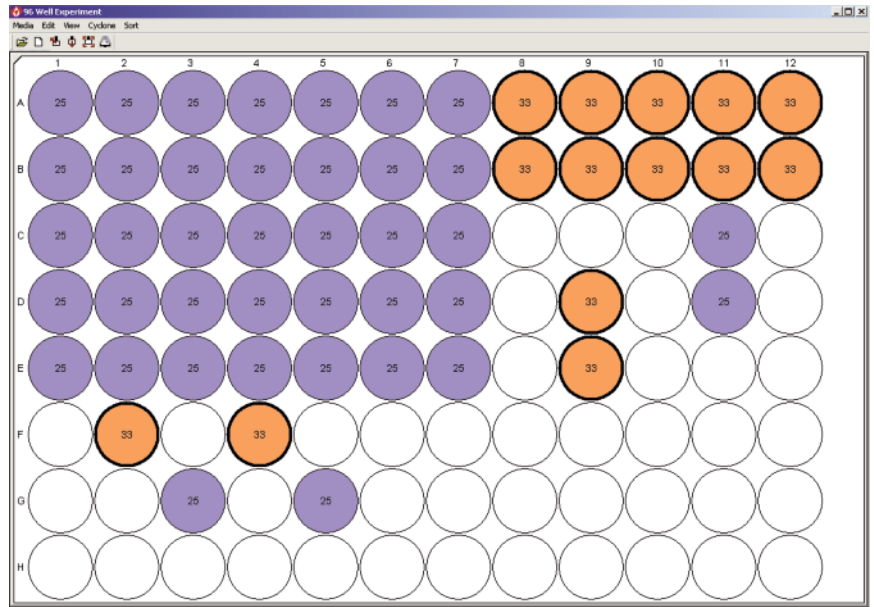
CyCLONE's precise positioning allows single cells to be sorted into standard or specialized trays, or onto slides for your customized sort profiles.

CyCLONE's automated drop-delay calibration feature allows for fast and accurate sort setup and monitoring.

MoFlo XDP CyCLONE

CyCLONE Automated Cloner sets the bar for performance, versatility and speed. From a one percent starting target population, CyCLONE can execute single-cell deposition into a 96-well plate in less than 50 seconds with 99.9 percent purity. CyCLONE also provides a 1536-well plate format, in addition to specialized formats and custom slide deposition.

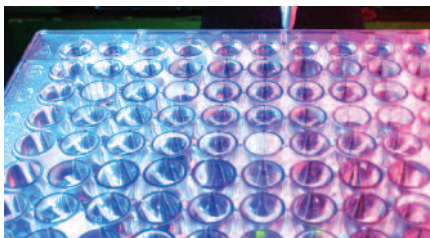
- Purity greater than 99.9 percent.
- Single-cell accuracy is assured with a proprietary algorithm for "one-and-one only" cell deposition.
- Deposition positioning accuracy of $\pm 43.541 \mu\text{m}$ on the y-axis and $\pm 126.27 \mu\text{m}$ the x-axis.
- Well-to-well position speed of 3.9 inches per second.
- Automated drop-delay calibration allows easy setup and monitoring.
- In-system monitoring and control ensures long-term performance.
- The retractable arm makes the switch between cloning and traditional tube sorting fast and easy.




Summit software user interface for the CyCLONE Automated Cloner has the capability to customize sort setups for multi-well plate or slide deposition.

CyCLONE Automated Cloner Specifications


Supported Receptacle	Standard multiwell plate formats including 72,96, 384, 1536; custom formats on standard microscope slides
Maximum Density of Discrete Droplet Deposition	1818 rows by 952 columns for a total of 1.73 million objects on an Omni tray (800 mm x 120 mm)
Cell Deposition Accuracy	Standard deviation of $\pm 126.27 \mu\text{m}$ on the x-axis; $\pm 43.541 \mu\text{m}$ on the y-axis
Maximum Well-to-Well Speed	3.9 inches per second



Standard 96-well plate



96-well deep plate



Standard 1536-well plate

For Research Use Only. Not for use in diagnostic procedures.

Australia, Gladesville (61) 2 9844-6000 Canada, Mississauga (1) 905 819 1234 China, Beijing (86) 10 6515 6028
 Czech Republic, Prague (420) 272 01 73 32 Eastern Europe, Middle East, North Africa, South West Asia: Switzerland, Nyon (41) 22 365 3707
 France, Villepinte (33) 1 49 90 90 00 Germany, Krefeld (49) 2151 33 35 Hong Kong (852) 2814 7431
 India, Mumbai (91) 22 3080 5101 Italy, Cassina de' Pecchi, Milan (39) 02 953921 Japan, Tokyo (81) 3 5530 8500 Korea, Seoul (82) 2 404 2146
 Latin America (1) (305) 380 4709 Mexico, Mexico City (001) 52 55 9183 2800 Netherlands, Mijdrecht (31) 297 230630 Puerto Rico (787) 747 3335
 Singapore (65) 6339 3633 South Africa/Sub-Saharan Africa, Johannesburg (27) 11 805 2014/5 Spain, Madrid (34) 91 3836080
 Sweden, Bromma (46) 8 564 85 900 Switzerland, Nyon (41) 0800 850 810 Taiwan, Taipei (886) 2 2378 3456 Turkey, Istanbul (90) 216 309 1900
 UK, High Wycombe (44) 01494 441181 USA, Fullerton, CA (1) 800 742 2345

B2007-8957-XX-XX

www.beckmancoulter.com

© 2008 Beckman Coulter, Inc.

BMR-PRINTED IN U.S.A.



Simplify • Automate • Innovate